

Discrete panel data

Michel Bierlaire

Transport and Mobility Laboratory
School of Architecture, Civil and Environmental Engineering
Ecole Polytechnique Fédérale de Lausanne



Outline

- 1 Introduction
- 2 Static model
- 3 Static model with panel effect
- 4 Dynamic model
- 5 Dynamic model with panel effect
- 6 Application
- 7 Summary

Introduction

Panel data

- Type of data used so far: cross-sectional.
- Cross-sectional: observation of individuals at the same point in time.
- Time series: sequence of observations.
- **Panel data** is a combination of comparable time series.

Introduction

Panel data

Data collected over multiple time periods for the same sample of individuals.

Multidimensional

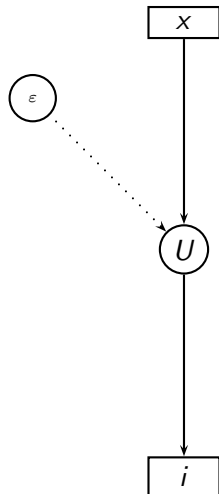
Individual	Day	Price of stock 1	Price of stock 2	Purchase
n	t	x_{1nt}	x_{2nt}	i_{int}
1	1	12.3	15.6	1
1	2	12.1	18.6	2
1	3	11.0	25.3	2
1	4	9.2	25.1	0
2	1	12.3	15.6	2
2	2	12.1	18.6	0
2	3	11.0	25.3	0
2	4	9.2	25.1	1

Introduction

Examples of discrete panel data

- People are interviewed monthly and asked if they are working or unemployed.
- Firms are tracked yearly to determine if they have been acquired or merged.
- Consumers are interviewed yearly and asked if they have acquired a new cell phone.
- Individual's health records are reviewed annually to determine onset of new health problems.

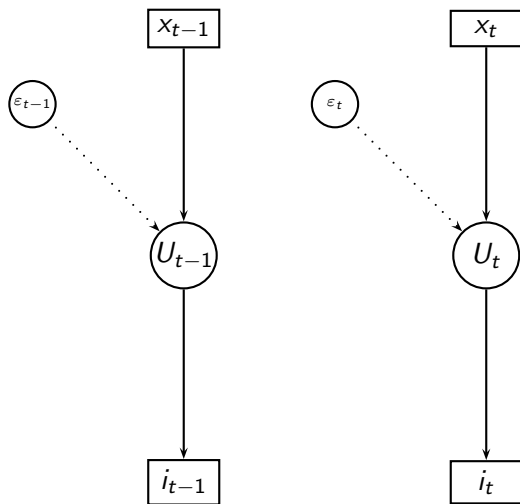
Model: single time period



Outline

- 1 Introduction
- 2 Static model**
- 3 Static model with panel effect
- 4 Dynamic model
- 5 Dynamic model with panel effect
- 6 Application
- 7 Summary

Static model



Static model

Utility

$$U_{int} = V_{int} + \varepsilon_{int}, \quad i \in \mathcal{C}_{nt}.$$

Logit

$$P(i_{nt}) = \frac{e^{V_{int}}}{\sum_{j \in \mathcal{C}_{nt}} e^{V_{jnt}}}$$

Estimation: contribution of individual n to the log likelihood

$$P(i_{n1}, i_{n2}, \dots, i_{nT}) = P(i_{n1})P(i_{n2}) \cdots P(i_{nT}) = \prod_{t=1}^T P(i_{nt})$$

$$\ln P(i_{n1}, i_{n2}, \dots, i_{nT}) = \ln P(i_{n1}) + \ln P(i_{n2}) + \cdots + \ln P(i_{nT}) = \sum_{t=1}^T \ln P(i_{nt})$$

Static model: comments

- Views observations collected through time as supplementary cross sectional observations.
- Standard software for cross section discrete choice modeling may be used directly.
- Simple, but there are two important limitations:

Serial correlation

- unobserved factors persist over time,
- in particular, all factors related to individual n ,
- $\varepsilon_{in(t-1)}$ cannot be assumed independent from ε_{int} .

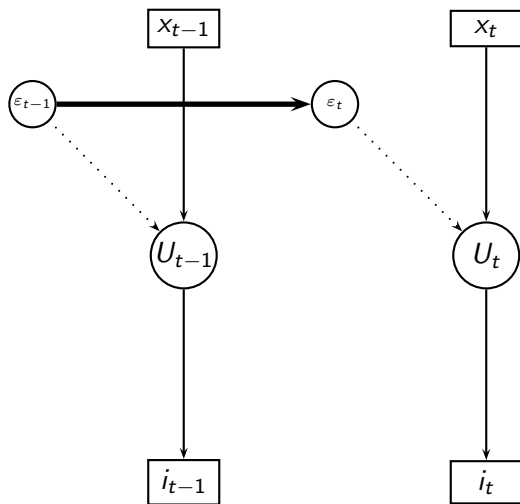
Dynamics

- Choice in one period may depend on choices made in the past.
- e.g. learning effect, habits.

Outline

- 1 Introduction
- 2 Static model
- 3 Static model with panel effect**
- 4 Dynamic model
- 5 Dynamic model with panel effect
- 6 Application
- 7 Summary

Dealing with serial correlation



Panel effect

Relax the assumption that ε_{int} are independent across t .

Assumption about the source of the correlation

- individual related unobserved factors,
- persistent over time.

The model

$$\varepsilon_{int} = \alpha_{in} + \varepsilon'_{int}$$

It is also known as

- agent effect,
- unobserved heterogeneity.

Panel effect

- Assuming that ε'_{int} are independent across t ,
- we can apply the static model.
- Two versions of the model:
 - with fixed effect: α_{in} are unknown parameters to be estimated,
 - with random effect: α_{in} are distributed.

Static model with fixed effect

Utility

$$U_{int} = V_{int} + \alpha_{in} + \varepsilon'_{int}, \quad i \in \mathcal{C}_{nt}.$$

Logit

$$P(i_{nt}) = \frac{e^{V_{int} + \alpha_{in}}}{\sum_{j \in \mathcal{C}_{nt}} e^{V_{jnt} + \alpha_{jn}}}$$

Estimation: contribution of individual n to the log likelihood

$$P(i_{n1}, i_{n2}, \dots, i_{nT}) = P(i_{n1})P(i_{n2}) \cdots P(i_{nT}) = \prod_{t=1}^T P(i_{nt})$$

$$\ln P(i_{n1}, i_{n2}, \dots, i_{nT}) = \ln P(i_{n1}) + \ln P(i_{n2}) + \cdots + \ln P(i_{nT}) = \sum_{t=1}^T \ln P(i_{nt})$$

Static model with fixed effect

Comments

- α_{in} capture permanent taste heterogeneity.
- For each n , one α_{in} must be normalized to 0.
- The α 's are estimated consistently only if $T \rightarrow \infty$.
- This has an effect on the other parameters that will be inconsistently estimated.
- In practice,
 - T is usually too short,
 - the number of α parameters is usually too high,for the model to be consistently estimated and practical.

Static model with random effect

- Denote α_n the vector gathering all parameters α_{in} .
- Assumption: α_n is distributed with density $f(\alpha_n)$.
- For instance:

$$\alpha_n \sim N(0, \Sigma).$$

- We have a mixture of static models.
- Given α_n , the model is static, as ε'_{int} are assumed independent across t .

Static model with random effect

Utility

$$U_{int} = V_{int} + \alpha_{in} + \varepsilon'_{int}, \quad i \in \mathcal{C}_{nt}.$$

Conditional choice probability

$$P(i_{nt} | \alpha_n) = \frac{e^{V_{int} + \alpha_{in}}}{\sum_{j \in \mathcal{C}_{nt}} e^{V_{jnt} + \alpha_{jn}}}$$

Static model with random effect

Contribution of individual n to the log likelihood, given α_n

$$P(i_{n1}, i_{n2}, \dots, i_{nT} | \alpha_n) = \prod_{t=1}^T P(i_{nt} | \alpha_n).$$

Unconditional choice probability

$$P(i_{n1}, i_{n2}, \dots, i_{nT}) = \int_{\alpha} \prod_{t=1}^T P(i_{nt} | \alpha) f(\alpha) d\alpha.$$

Static model with random effect

Estimation

- Mixture model.
- Requires simulation for large choice sets.
- Generate draws $\alpha^1, \dots, \alpha^R$ from $f(\alpha)$.
- Approximate

$$P(i_{n1}, i_{n2}, \dots, i_{nT}) = \int_{\alpha} \prod_{t=1}^T P(i_{nt}|\alpha) f(\alpha) d\alpha \approx \frac{1}{R} \sum_{r=1}^R \prod_{t=1}^T P(i_{nt}|\alpha^r)$$

- The product of probabilities can generate very small numbers.

$$\sum_{r=1}^R \prod_{t=1}^T P(i_{nt}|\alpha^r) = \sum_{r=1}^R \exp \left(\sum_{t=1}^T \ln P(i_{nt}|\alpha^r) \right).$$

Static model with random effect

Comments

- Parameters to be estimated: β 's and σ 's
- Maximum likelihood estimation leads to consistent and efficient estimators.
- Ignoring the correlation (i.e. assuming that α_n is not present) leads to consistent but not efficient estimators (not the true likelihood function).
- Accounting for serial correlation generates the true likelihood function and, therefore, the estimates are consistent and efficient.

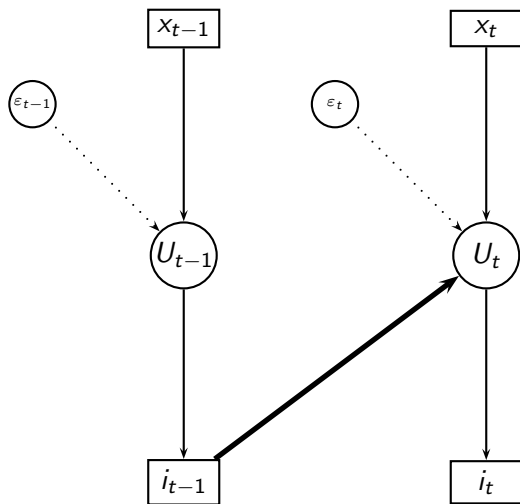
Outline

- 1 Introduction
- 2 Static model
- 3 Static model with panel effect
- 4 Dynamic model**
- 5 Dynamic model with panel effect
- 6 Application
- 7 Summary

Dynamics

- Choice in one period may depend on choices made in the past
- e.g. learning effect, habits.
- Simplifying assumption:
 - the utility of an alternative at time t
 - is influenced by the choice made at time $t - 1$ only.
- It leads to a dynamic Markov model.

Dynamic Markov model



Dynamic Markov model

The model

$$U_{int} = V_{int} + \gamma y_{in(t-1)} + \varepsilon_{int}, \quad i \in \mathcal{C}_{nt}.$$

$$y_{in(t-1)} = \begin{cases} 1 & \text{if alternative } i \text{ was chosen by } n \text{ at time } t-1 \\ 0 & \text{otherwise.} \end{cases}$$

Captures serial dependence on past realized state

- Example - utility of bus today depends on whether consumer took bus yesterday (habit).
- Fails if utility of bus today depends on permanent individual taste for bus (tastes) and whether consumer took bus yesterday. No serial correlation.

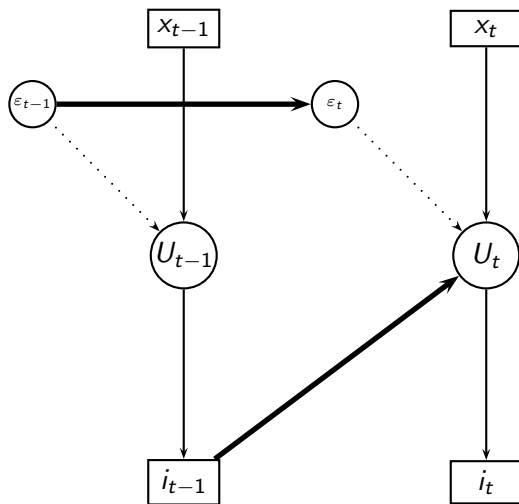
Estimation: same as for the static model

except that observation $t = 0$ is lost

Outline

- 1 Introduction
- 2 Static model
- 3 Static model with panel effect
- 4 Dynamic model
- 5 Dynamic model with panel effect**
- 6 Application
- 7 Summary

Dynamic Markov model with serial correlation



Dynamic Markov model

Extension: combine Markov with panel effect

$$U_{int} = V_{int} + \alpha_{in} + \gamma y_{in(t-1)} + \varepsilon'_{int}, \quad i \in \mathcal{C}_{nt}.$$

Dynamic Markov model with fixed effect

- Similar to the static model with FE.
- Similar limitations.

Dynamic Markov model with random effect

- Difficulties depending on how the Markov chain starts.
- If the first choice i_0 is truly exogenous \rightarrow similar to the static model with RE.

Dynamic Markov model

What if i_{n0} is not exogenous (i.e. stochastic)?

$$U_{in1} = V_{in1} + \alpha_{in} + \gamma y_{in0} + \varepsilon'_{in1}, \quad i \in \mathcal{C}_{n1}.$$

- The first choice i_{n0} is dependent on the agent's effect α_{in} .
- So, the explanatory variable y_{in0} is correlated with α_{in} .
- This is called endogeneity.
- Solution: use the Wooldridge approach.

Dynamic Markov model with RE - Wooldridge

Conditional on y_{in0} , we have a dynamic Markov model with RE as before

$$U_{int} = V_{int} + \alpha_{in} + \gamma y_{in(t-1)} + \varepsilon'_{int}, \quad i \in \mathcal{C}_{nt}.$$

Contribution of individual n to the log likelihood, given i_{n0} and α_n

$$P(i_{n1}, i_{n2}, \dots, i_{nT} | i_{n0}, \alpha_n) = \prod_{t=1}^T P(i_{nt} | i_{n0}, \alpha_n).$$

We integrate out α_n

$$P(i_{n1}, i_{n2}, \dots, i_{nT} | i_{n0}) = \int_{\alpha} \prod_{t=1}^T P(i_{nt} | i_{n0}, \alpha) f(\alpha | i_{n0}) d\alpha.$$

Dynamic Markov model with RE - Wooldridge

- The main difference between static model with RE and dynamic model with RE is the term

$$f(\alpha|i_{n0})$$

- It captures the distribution of the panel effects, knowing the first choice.
- This can be approximated by, for instance,

$$\alpha_n = a + by_{n0} + cx_n + \xi_n, \quad \xi_n \sim N(0, \Sigma_\alpha).$$

- a , b and c are vectors and Σ_α a matrix of parameters to be estimated.
- x_n capture the entire history ($t = 1, \dots, T$) for agent n .
- This addresses the endogeneity issue.

Outline

- 1 Introduction
- 2 Static model
- 3 Static model with panel effect
- 4 Dynamic model
- 5 Dynamic model with panel effect
- 6 Application**
- 7 Summary

Application

Cherchi and Ortuzar (2002) Mixed RP/SP models incorporating interaction effects, *Transportation* 29(4), pp. 371--395.



Application

Context

- Study done in 1998, Sardinia Island, Italy
- Cagliari-Assimini corridor (20km)
- Modal shares: car (75%), bus (20%), train (3%), other (2%)
- RP/SP data.
- Not time series, but panel structure of SP data.
- t is the index of the choice experiment instead of time.
- $t = 0$ corresponds to the RP observation.
- Panel effect is captured.

Application

Estimation results

Variable	Logit		with panel effect	
	Estimate	<i>t</i> -test	Estimate	<i>t</i> -test
Cte. train	-0.727	-3.130	-0.745	-3.047
Cte. car	-2.683	-6.378	-2.770	-5.775
Travel time (min)	-0.061	-4.120	-0.067	-3.722
Travel cost/wage rate (euros)	-1.895	-3.198	-2.364	-4.454
Waiting time (min)	-0.252	-6.247	-0.270	-6.705
Comfort low	-1.990	-7.328	-2.075	-6.219
Comfort avg.	-1.107	-6.330	-1.187	-5.546
Transfers	-0.286	-1.378	-0.316	-1.000
Panel effect std. dev.			0.840	6.348
Log likelihood	-511.039		-502.959	
ρ^2	0.116		0.130	

Application

Average value of time by purpose (euros/min)

		Logit	with panel effect
Work	321 obs.	0.20	0.17
Study	285 obs.	0.05	0.04
Personal business	164 obs.	0.13	0.11
Leisure	64 obs.	0.16	0.14

Application

Comments

- Panel effect is significant.
- Significant improvement of the fit.
- With small samples, the gain in efficiency obtained from the panel effect may significantly improve the estimates.

Outline

- 1 Introduction
- 2 Static model
- 3 Static model with panel effect
- 4 Dynamic model
- 5 Dynamic model with panel effect
- 6 Application
- 7 Summary**

Summary

Static model

- Straightforward extension of cross-sectional specification.
- Two main limitations: serial correlation and dynamics.

Panel effect

- Deals with serial correlation.
- Fixed effect:
 - Static model with additional parameters.
 - Not operational in most practical cases.
- Random effect:
 - Modifies the log likelihood function.
 - Must integrate the product of the choice probabilities over time.

Summary

Dynamic model, with a Markov assumption

Static model with an additional variable: the previous choice.

Dynamic model with panel effect

- Both can be combined.
- Must capture the relation between the first choice and the panel effect.

Application

Illustrates the importance of the panel effect.