
Computer Lab II

Further introduction to Biogeme Binary Logit Model Estimation

Today

- **Further introduction to BIOGEME**
- Estimation of Binary Logit models


How does BIOGEME work?

How does BIOGEME work?

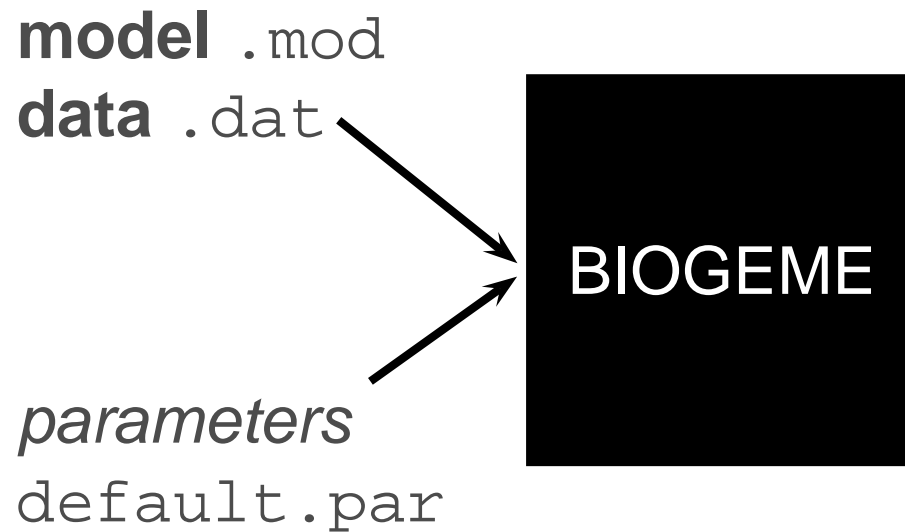
BIOGEME

How does BIOGEME work?

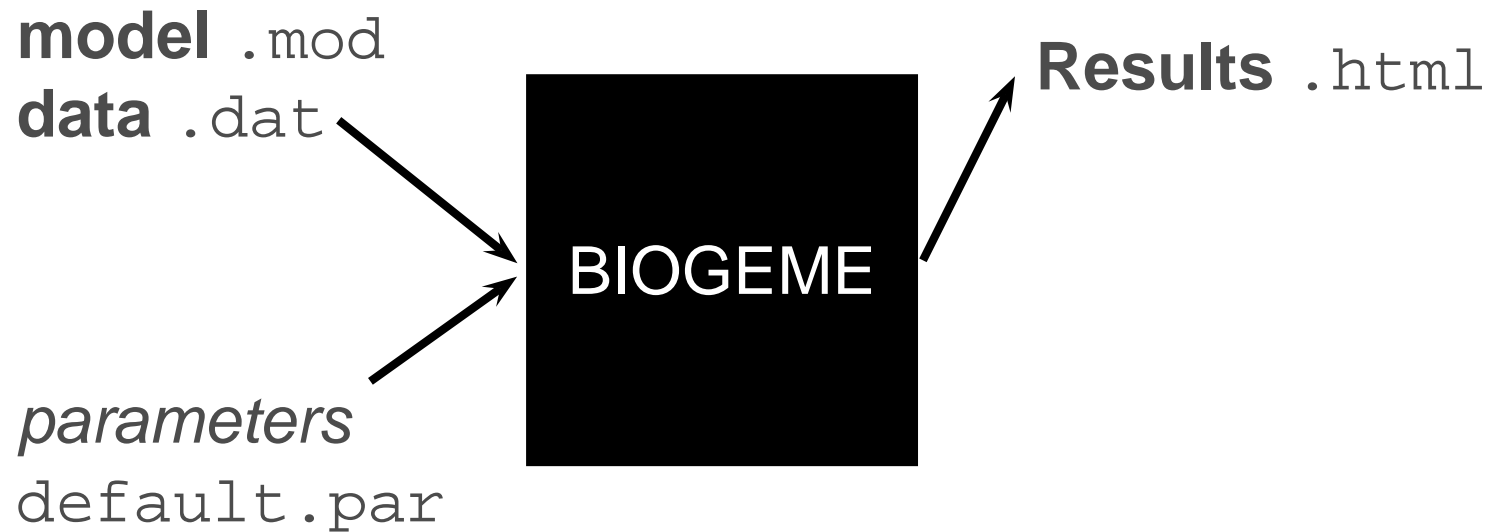
model .mod
data .dat



How does BIOGEME work?



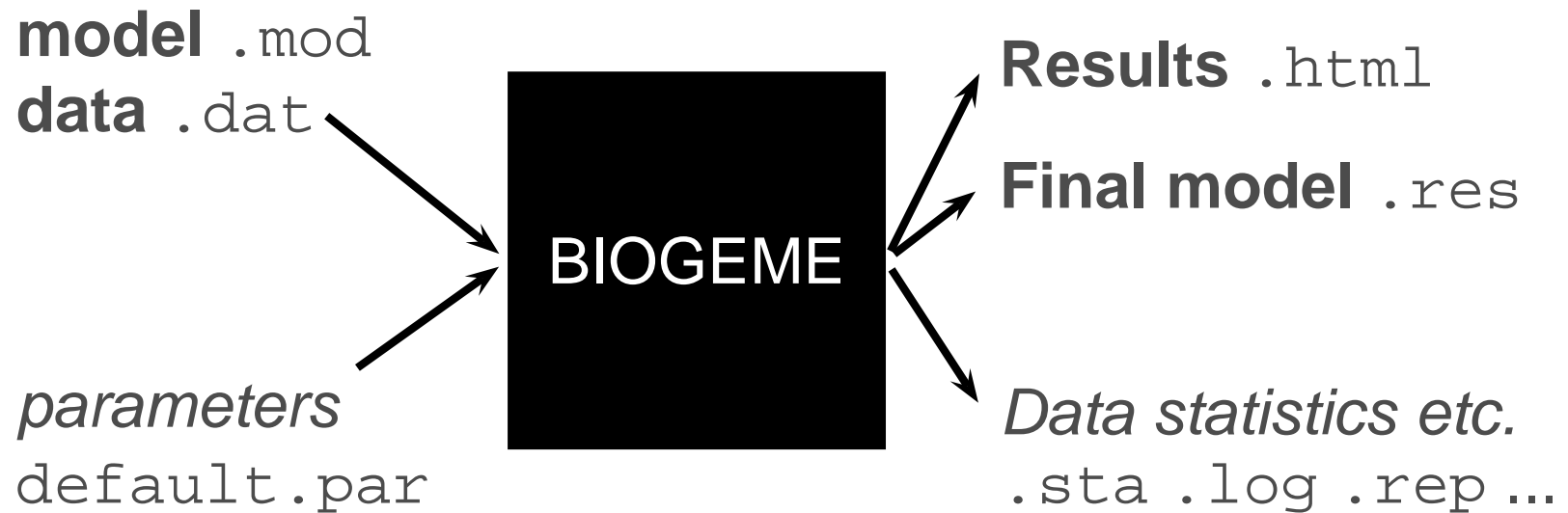
How does BIOGEME work?



How does BIOGEME work?



How does BIOGEME work?



BIOGEME - Data file

- File extension `.dat`
- First row contains column / variable names
- One observation per row
- Each line must contain a choice indicator
- Example with the Netherlands transportation mode choice data:
choice between car and train

BIOGEME - Data file

netherlands.dat

id	choice	rail_cost	rail_time	car_cost	car_time
1	0	40	2.5	5	1.167
2	0	35	2.016	9	1.517
3	0	24	2.017	11.5	1.966
4	0	7.8	1.75	8.333	2
5	0	28	2.034	5	1.267
...					
219	1	35	2.416	6.4	1.283
220	1	30	2.334	2.083	1.667
221	1	35.7	1.834	16.667	2.017
222	1	47	1.833	72	1.533
223	1	30	1.967	30	1.267

BIOGEME - Data file

netherlands.dat

id	choice	rail_cost	rail_time	car_cost	car_time
1	0	40	2.5	5	1.167
2	0	35	2.016	9	1.517
3	0	24	2.017	11.5	1.966
4	0	7.8	1.75	8.333	2
5	0	28	2.034	5	1.267
...					
219	1	35	2.416	6.4	1.283
220	1	30	2.334	2.083	1.667
221	1	35.7	1.834	16.667	2.017
222	1	47	1.833	72	1.533
223	1	30	1.967	30	1.267

Unique identifier of observations

BIOGEME - Data file

netherlands.dat

id	choice	rail_cost	rail_time	car_cost	car_time
1	0	40	2.5	5	1.167
2	0	35	2.016	9	1.517
3	0	24	2.017	11.5	1.966
4	0	7.8	1.75	8.333	2
5	0	28	2.034	5	1.267
...					
219	1	35	2.416	6.4	1.283
220	1	30	2.334	2.083	1.667
221	1	35.7	1.834	16.667	2.017
222	1	47	1.833	72	1.533
223	1	30	1.967	30	1.267

Choice indicator, 0: car and 1: train

BIOGEME - Model file

- File extension `.mod`
- Must be consistent with data file
- Contains deterministic utility specifications, model type etc.
- The model file contains different *sections* describing different elements of the model specification

BIOGEME - Model file

- How can we write the following deterministic utility functions for BIOGEME?

$$V_{\text{car}} = \text{ASC}_{\text{car}} + \beta_{\text{time}} \text{car}_{\text{time}} + \beta_{\text{cost}} \text{car}_{\text{cost}}$$

$$V_{\text{rail}} = \beta_{\text{time}} \text{rail}_{\text{time}} + \beta_{\text{cost}} \text{rail}_{\text{cost}}$$

BIOGEME - Model file

```
[Choice]
```

```
choice
```

```
[Beta]
```

```
// Name          DefaultValue LowerBound UpperBound  status
ASC_CAR          0.0          -100.0    100.0        0
ASC_RAIL         0.0          -100.0    100.0        1
BETA_COST        0.0          -100.0    100.0        0
BETA_TIME        0.0          -100.0    100.0        0
```

```
[Utilities]
```

```
//Id Name Avail linear-in-parameter expression
0   Car  one   ASC_CAR * one + BETA_COST * car_cost +
      BETA_TIME * car_time
1   Rail one   ASC_RAIL * one + BETA_COST * rail_cost +
      BETA_TIME * rail_time
```


BIOGEME - Model file

```
[Choice]
choice
```

```
[Beta]
```

```
// Name      DefaultValue LowerBound UpperBound  status
ASC_CAR      0.0          -100.0    100.0       0
ASC_RAIL     0.0          -100.0    100.0       1
BETA_COST    0.0          -100.0    100.0       0
BETA_TIME    0.0          -100.0    100.0       0
```

```
[Utilities]
```

```
//Id Name Avail linear-in-parameter expression
0 Car one ASC_CAR * one + BETA_COST * car_cost +
BETA_TIME * car_time
1 Rail one ASC_RAIL * one + BETA_COST * rail_cost +
BETA_TIME * rail_time
```

BIOGEME - Model file

```
[Choice]
```

```
choice
```

```
[Beta]
```

// Name	DefaultValue	LowerBound	UpperBound	status
ASC_CAR	0.0	-100.0	100.0	0
ASC_RAIL	0.0	-100.0	100.0	1
BETA_COST	0.0	-100.0	100.0	0
BETA_TIME	0.0	-100.0	100.0	0

```
[Utilities]
```

//Id	Name	Avail	linear-in-parameter expression
0	Car	one	ASC_CAR * one + BETA_COST * car_cost + BETA_TIME * car_time
1	Rail	one	ASC_RAIL * one + BETA_COST * rail_cost + BETA_TIME * rail_time

BIOGEME - Model file

[Choice]

What is one?

choice

Which is the type of model?

[Beta]

// Name	DefaultValue	LowerBound	UpperBound	status
ASC_CAR	0.0	-100.0	100.0	0
ASC_RAIL	0.0	-100.0	100.0	1
BETA_COST	0.0	-100.0	100.0	0
BETA_TIME	0.0	-100.0	100.0	0

[Utilities]

//Id	Name	Avail	linear-in-parameter	expression
0	Car	one	ASC_CAR * one + BETA_COST * car_cost + BETA_TIME * car_time	
1	Rail	one	ASC_RAIL * one + BETA_COST * rail_cost + BETA_TIME * rail_time	

BIOGEME - Model file

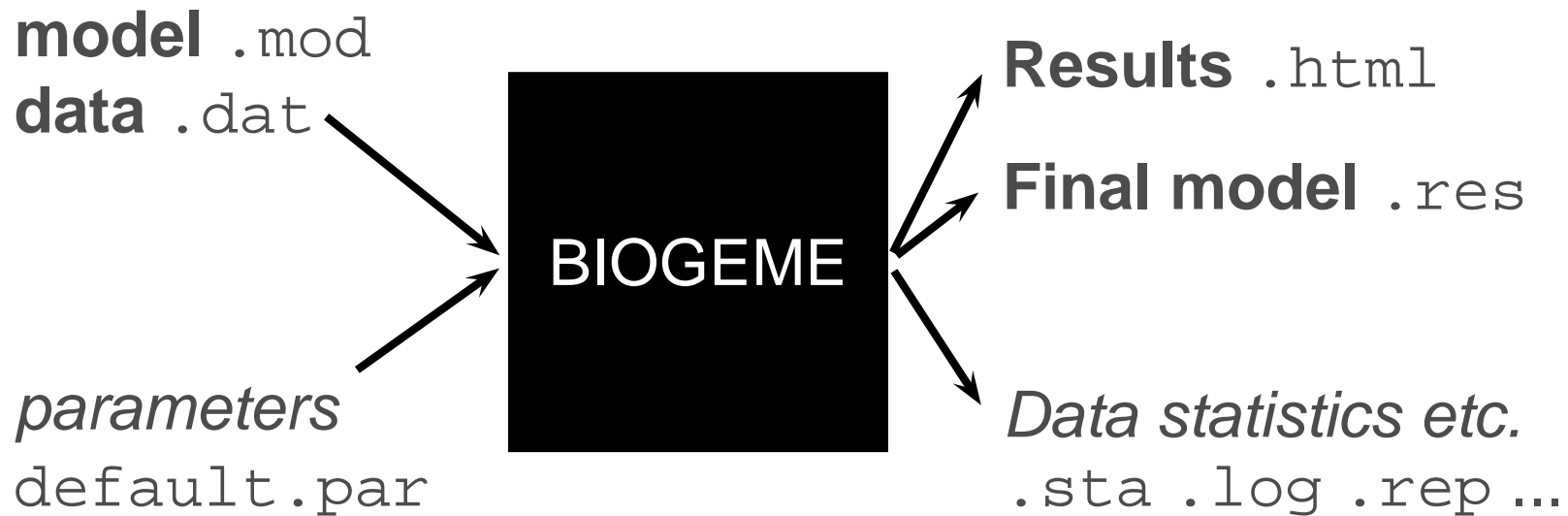
```
[Expressions]
```

```
// Define here arithmetic expressions for name that are not directly  
// available from the data  
one = 1
```

```
[Model]
```

```
// Currently, only $MNL (multinomial logit), $NL (nested logit), $CNL  
// (cross-nested logit) and $NGEV (Network GEV model) are valid keywords  
//  
$MNL
```

How does BIOGEME work?



Model and Data Files

- How to read and modify model files?
How to read data files?
 - GNU Emacs or Wordpad
 - **Notepad should not be used!**

BIOGEME - Results - Netherlands dataset

```
binary_generic_netherlands.html - Report from BIOGEME Version 1.8 [Sat Mar 7 14:36:56 CEST 2009] - Moz...
Echier  Édition  Affichage  Historique  Marque-pages  Outils  ?
file:///C:/BinaryNetherlands/binary_generic_netherlands.html
Les plus visités  Débuter avec Firefox  À la une
binary_generic_netherlands...
BIOGEME Version 1.8 [Sat Mar 7 14:36:56 CEST 2009]
Michel Bierlaire, EPFL
This file has automatically been generated.
09/23/10 12:08:00
Model: Multinomial Logit
Number of estimated parameters: 3
Number of observations: 228
Number of individuals: 228
Null log-likelihood: -158.038
Cte log-likelihood: -148.347
Init log-likelihood: -158.038
Final log-likelihood: -123.133
Likelihood ratio test: 69.809
Rho-square: 0.221
Adjusted rho-square: 0.202
Final gradient norm: +6.045e-004
Diagnostic: Convergence reached...
Iterations: 7
Run time: 00:00
Variance-covariance: from analytical hessian
Sample file: netherlands05.dat
Utility parameters
```

Name	Value	Std err	t-test	p-value	Robust Std err	Robust t-test	p-value
ASC_CAR	-0.798	0.270	-2.95	0.00	0.275	-2.90	0.00
ASC_RAIL	0.00	fixed					
BETA_COST	-0.0499	0.0103	-4.85	0.00	0.0107	-4.67	0.00
BETA_TIME	-1.33	0.344	-3.86	0.00	0.354	-3.75	0.00

```
Terminé
```

BIOGEME - Results

binary_generic_netherlands.html - Report from BIOGEME Version 1.8 [Sat Mar 7 14:36:56 CEST 2009] - Moz...

BIOGEME Version 1.8 [Sat Mar 7 14:36:56 CEST 2009]

Michel Bierlaire, EPFL

This file has automatically been generated.
09/23/10 12:08:00

Model: Multinomial Logit

Number of estimated parameters: 3
Number of observations: 228
Number of individuals: 228
Null log-likelihood: -158.038
Cte log-likelihood: -148.347
Init log-likelihood: -158.038
Final log-likelihood: -123.133
Likelihood ratio test: 69.809
Rho-square: 0.221
Adjusted rho-square: 0.202
Final gradient norm: +6.045e-004
Diagnostic: Convergence reached...
Iterations: 7
Run time: 00:00
Variance-covariance: from analytical hessian
Sample file: netherlands05.dat

Utility parameters

Name	Value	Std err	t-test	p-value	Robust Std err	Robust t-test	p-value
ASC_CAR	-0.798	0.270	-2.95	0.00	0.275	-2.90	0.00
ASC_RAIL	0.00	fixed					
BETA_COST	-0.0499	0.0103	-4.85	0.00	0.0107	-4.67	0.00
BETA_TIME	-1.33	0.344	-3.86	0.00	0.354	-3.75	0.00

Terminé

General model information

BIOGEME - Results

```
binary_generic_netherlands.html - Report from BIOGEME Version 1.8 [Sat Mar 7 14:36:56 CEST 2009] - Moz...
Bichier  Édition  Affichage  Historique  Marque-pages  Outils  ?
file:///C:/BinaryNetherlands/binary_generic_netherlands.html
Les plus visités  Débuter avec Firefox  À la une
binary_generic_netherlands...
BIOGEME Version 1.8 [Sat Mar 7 14:36:56 CEST 2009]
Michel Bierlaire, EPFL
This file has automatically been generated.
09/23/10 12:08:00
Model: Multinomial Logit
Number of estimated parameters: 3
Number of observations: 228
Number of individuals: 228
Null log-likelihood: -158.038
Cte log-likelihood: -148.347
Init log-likelihood: -158.038
Final log-likelihood: -123.133
Likelihood ratio test: 69.809
Rho-square: 0.221
Adjusted rho-square: 0.202
Final gradient norm: +6.045e-004
Diagnostic: Convergence reached...
Iterations: 7
Run time: 00:00
Variance-covariance: from analytical hessian
Sample file: netherlands05.dat

Utility parameters


| Name      | Value   | Std err | t-test | p-value | Robust Std err | Robust t-test | p-value |
|-----------|---------|---------|--------|---------|----------------|---------------|---------|
| ASC_CAR   | -0.798  | 0.270   | -2.95  | 0.00    | 0.275          | -2.90         | 0.00    |
| ASC_RAIL  | 0.00    | fixed   |        |         |                |               |         |
| BETA_COST | -0.0499 | 0.0103  | -4.85  | 0.00    | 0.0107         | -4.67         | 0.00    |
| BETA_TIME | -1.33   | 0.344   | -3.86  | 0.00    | 0.354          | -3.75         | 0.00    |


Terminé
```

Coefficient estimates

Today

- Further introduction to BIOGEME
- **Estimation of Binary Logit models**

Binary Logit Case Study

- Available datasets:
 - Airline itinerary choice (Boeing)
 - Netherlands mode choice
- Descriptions available on the course web site

How to go through the Case Studies

- Choose a dataset to work with (data descriptions are available on the course website)
- Copy the files related to the chosen dataset and case study from the course website.
- Study the `.mod` files with the help of the descriptions
- Run the `.mod` files with BIOGEME
- Interpret the results and compare your interpretation with the one we have proposed
- Develop other model specifications

Course website

- <http://transp-or.epfl.ch/> → Teaching → Mathematical modeling of behavior → Laboratories
- BIOGEME software (including documentation and utilities)
- For each Case Study
 - Data files for available datasets
 - Model specification files
 - Possible interpretation of results

Running Biogeme

In the MXF014

- accessing your folder My Documents:
type `L:` in the DOS command window

To run Biogeme on your own computer

- download GUI from the course web site:
 - BIOGEME v2.0: `Windows executables.zip`
 - put `biogeme.exe` in `C:\Program Files`
 - **OR:** put `winbiogeme.exe` in the folder where you would like to work
 - run it by double clicking on the icon