

Multivariate Extreme Value models

Michel Bierlaire

Transport and Mobility Laboratory
School of Architecture, Civil and Environmental Engineering
Ecole Polytechnique Fédérale de Lausanne



Outline

- 1 Introduction
- 2 Multivariate Extreme Value distribution
- 3 MEV model
- 4 Examples of MEV models
- 5 Cross nested logit model
- 6 Network MEV model

Logit

Assumptions

- Random utility:

$$U_{in} = V_{in} + \varepsilon_{in}$$

- ε_{in} is i.i.d. EV (Extreme Value) distributed
- ε_{in} is the **maximum** of many r.v. capturing unobservable attributes, measurement and specification errors.

i.i.d.

- independent and
- identically
- distributed.

Relax the independence assumption

Multivariate distribution

$$\begin{pmatrix} U_{1n} \\ \vdots \\ U_{Jn} \end{pmatrix} = \begin{pmatrix} V_{1n} \\ \vdots \\ V_{Jn} \end{pmatrix} + \begin{pmatrix} \varepsilon_{1n} \\ \vdots \\ \varepsilon_{Jn} \end{pmatrix}$$

that is

$$U_n = V_n + \varepsilon_n$$

and ε_n is a vector of random variables.

Outline

- 1 Introduction
- 2 Multivariate Extreme Value distribution**
- 3 MEV model
- 4 Examples of MEV models
- 5 Cross nested logit model
- 6 Network MEV model

Multivariate Extreme Value distribution

Definition

$$\varepsilon_n = (\varepsilon_{1n}, \dots, \varepsilon_{J_n})$$

follows a multivariate extreme value distribution if it has the CDF

$$F_{\varepsilon_n}(\varepsilon_{1n}, \dots, \varepsilon_{J_n}) = e^{-G(e^{-\varepsilon_{1n}}, \dots, e^{-\varepsilon_{J_n}})},$$

where $G : \mathbb{R}_+^{J_n} \rightarrow \mathbb{R}_+$ is a positive function with positive arguments.

Valid CDF must verify three properties

- $F_{\varepsilon_n}(\varepsilon_{1n}, \dots, -\infty, \dots, \varepsilon_{J_n}) = 0$.
- $F_{\varepsilon_n}(+\infty, \dots, +\infty) = 1$.
- For any set of $\hat{J}_n \leq J_n$ distinct indices $i_1, \dots, i_{\hat{J}_n}$,

$$\frac{\partial^{\hat{J}_n} F_{\varepsilon_n}}{\partial \varepsilon_{i_1 n} \cdots \partial \varepsilon_{i_{\hat{J}_n} n}}(\varepsilon_{1n}, \dots, \varepsilon_{J_n}) \geq 0.$$

The limit property

Valid CDF

$$F_{\varepsilon_n}(\varepsilon_{1n}, \dots, -\infty, \dots, \varepsilon_{J_n n}) = 0.$$

MEV

$$F_{\varepsilon_n}(\varepsilon_{1n}, \dots, \varepsilon_{J_n n}) = e^{-G(e^{-\varepsilon_{1n}}, \dots, e^{-\varepsilon_{J_n n}})}.$$

Valid G function

$$G(y_{1n}, \dots, +\infty, \dots, y_{J_n n}) = +\infty.$$

The zero property

Valid CDF

$$F_{\varepsilon_n}(+\infty, \dots, +\infty) = 1.$$

MEV

$$F_{\varepsilon_n}(\varepsilon_{1n}, \dots, \varepsilon_{J_n n}) = e^{-G(e^{-\varepsilon_{1n}}, \dots, e^{-\varepsilon_{J_n n}})}.$$

Valid G function

$$G(0, \dots, 0) = 0.$$

The strong alternating sign property

Valid CDF

$$\frac{\partial^{\hat{J}_n} F_{\varepsilon_n}}{\partial \varepsilon_{i_1 n} \cdots \partial \varepsilon_{i_{\hat{J}_n} n}}(\varepsilon_{1n}, \dots, \varepsilon_{J_n n}) \geq 0.$$

MEV

$$F_{\varepsilon_n}(\varepsilon_{1n}, \dots, \varepsilon_{J_n n}) = e^{-G(e^{-\varepsilon_{1n}}, \dots, e^{-\varepsilon_{J_n n}})}.$$

Valid G function (notation: $G_i = \partial G / \partial y_i$)

- The right-hand side changes sign each time it is differentiated.
- To obtain ≥ 0 , G must also change sign each time it is differentiated.
- For any set of \hat{J}_n distinct indices $i_1, \dots, i_{\hat{J}_n}$,

$$(-1)^{\hat{J}_n - 1} G_{i_1, \dots, i_{\hat{J}_n}} \geq 0.$$

Homogeneity

We need another property: homogeneity

A function G is homogeneous of degree μ , or μ -homogeneous, if

$$G(\alpha y) = \alpha^\mu G(y), \quad \forall \alpha > 0 \text{ and } y \in \mathbb{R}_+^{J_n}.$$

It will imply two results

- the marginals are univariate extreme value distributions,
- the choice model has a closed form.

Marginal distribution

i th marginal distribution

$$F_{\varepsilon_n}(+\infty, \dots, +\infty, \varepsilon_{in}, +\infty, \dots, +\infty) = e^{-G(0, \dots, 0, e^{-\varepsilon_{in}}, 0, \dots, 0)}.$$

If G is μ -homogeneous, we have

$$G(0, \dots, 0, e^{-\varepsilon_{in}}, 0, \dots, 0) = e^{-\mu\varepsilon_{in}} G(0, \dots, 0, 1, 0, \dots, 0),$$

or equivalently,

$$G(0, \dots, 0, e^{-\varepsilon_{in}}, 0, \dots, 0) = e^{-\mu\varepsilon_{in} + \log G(0, \dots, 0, 1, 0, \dots, 0)},$$

Define $\log G(0, \dots, 0, 1, 0, \dots, 0) = \mu\eta$, so that

$$F_{\varepsilon_n}(+\infty, \dots, +\infty, \varepsilon_{in}, +\infty, \dots, +\infty) = \exp\left(-e^{-\mu(\varepsilon_{in} - \eta)}\right).$$

Multivariate Extreme Value distribution

CDF

$$F_{\varepsilon_n}(\varepsilon_{1n}, \dots, \varepsilon_{J_n n}) = e^{-G(e^{-\varepsilon_{1n}}, \dots, e^{-\varepsilon_{J_n n}})},$$

i th marginal: univariate extreme value distribution

$$F_{\varepsilon_n}(+\infty, \dots, +\infty, \varepsilon_{in}, +\infty, \dots, +\infty) = \exp\left(-e^{-\mu(\varepsilon_{in}-\eta)}\right).$$

Multivariate Extreme Value distribution

Three conditions on G

- The limit property

$$G(y_{1n}, \dots, +\infty, \dots, y_{J_n n}) = +\infty.$$

- The strong alternating sign property

$$(-1)^{\widehat{J}_n - 1} G_{i_1, \dots, i_{\widehat{J}_n}} \geq 0.$$

- Homogeneity (which implies the zero property)

$$G(\alpha y) = \alpha^\mu G(y), \quad \forall \alpha > 0 \text{ and } y \in \mathbb{R}_+^{J_n}.$$

Outline

- 1 Introduction
- 2 Multivariate Extreme Value distribution
- 3 MEV model**
- 4 Examples of MEV models
- 5 Cross nested logit model
- 6 Network MEV model

MEV: the choice model

CDF of the error terms

$$F_{\varepsilon_n}(\varepsilon_{1n}, \dots, \varepsilon_{J_n n}) = e^{-G(e^{-\varepsilon_{1n}}, \dots, e^{-\varepsilon_{J_n n}})},$$

Choice model: $P_n(i) =$

$$\int_{\varepsilon=-\infty}^{+\infty} \frac{\partial F_{\varepsilon_{1n}, \varepsilon_{2n}, \dots, \varepsilon_{J_n n}}(\dots, V_{in} - V_{(i-1)n} + \varepsilon, \varepsilon, V_{in} - V_{(i+1)n} + \varepsilon, \dots)}{\partial \varepsilon_i} d\varepsilon.$$

$$\begin{aligned} & \frac{\partial F_{\varepsilon_{1n}, \varepsilon_{2n}, \dots, \varepsilon_{J_n n}}(\dots, V_{in} - V_{(i-1)n} + \varepsilon, \varepsilon, V_{in} - V_{(i+1)n} + \varepsilon, \dots)}{\partial \varepsilon_i} \\ &= e^{-\varepsilon} G_i(\dots, e^{-V_{in} + V_{(i-1)n} - \varepsilon}, e^{-\varepsilon}, e^{-V_{in} + V_{(i+1)n} - \varepsilon}, \dots) \\ & \exp\left(-G(\dots, e^{-V_{in} + V_{(i-1)n} - \varepsilon}, e^{-\varepsilon}, e^{-V_{in} + V_{(i+1)n} - \varepsilon}, \dots)\right) \end{aligned}$$

MEV: the choice model

G is μ -homogeneous

so that $G_i = \partial G / \partial y_i$ is $(\mu - 1)$ -homogeneous.

$$\begin{aligned}
 & e^{-\varepsilon} G_i(\dots, e^{-V_{in} + V_{(i-1)n} - \varepsilon}, e^{-\varepsilon}, e^{-V_{in} + V_{(i+1)n} - \varepsilon}, \dots) \\
 & \exp\left(-G(\dots, e^{-V_{in} + V_{(i-1)n} - \varepsilon}, e^{-\varepsilon}, e^{-V_{in} + V_{(i+1)n} - \varepsilon}, \dots)\right) \\
 & = e^{-\varepsilon} e^{-(\mu-1)\varepsilon} e^{-(\mu-1)V_{in}} G_i(\dots, e^{V_{(i-1)n}}, e^{V_{in}}, e^{V_{(i+1)n}}, \dots) \\
 & \quad \exp\left(-e^{-\mu\varepsilon} e^{-\mu V_{in}} G(\dots, e^{V_{(i-1)n}}, e^{V_{in}}, e^{V_{(i+1)n}}, \dots)\right).
 \end{aligned}$$

MEV: choice model

We now denote

$$e^V = \left(\dots, e^{V_{(i-1)n}}, e^{V_{in}}, e^{V_{(i+1)n}}, \dots \right),$$

and simplify the terms to obtain

$$\begin{aligned} & \frac{\partial F_{\varepsilon_{1n}, \varepsilon_{2n}, \dots, \varepsilon_{J_n n}}}{\partial \varepsilon_i} \left(\dots, V_{in} - V_{(i-1)n} + \varepsilon, \varepsilon, V_{in} - V_{(i+1)n} + \varepsilon, \dots \right) \\ &= e^{-\mu \varepsilon} e^{-\mu V_{in}} e^{V_{in}} G_i(e^V) \exp \left(-e^{-\mu \varepsilon} e^{-\mu V_{in}} G(e^V) \right). \end{aligned}$$

Therefore

$$P_n(i) = e^{-\mu V_{in}} e^{V_{in}} G_i(e^V) \int_{\varepsilon=-\infty}^{+\infty} e^{-\mu \varepsilon} \exp \left(-e^{-\mu \varepsilon} e^{-\mu V_{in}} G(e^V) \right) d\varepsilon.$$

MEV: choice model

Choice probability

$$P_n(i) = e^{-\mu V_{in}} e^{V_{in}} G_i(e^V) \int_{\varepsilon=-\infty}^{+\infty} e^{-\mu\varepsilon} \exp\left(-e^{-\mu\varepsilon} e^{-\mu V_{in}} G(e^V)\right) d\varepsilon.$$

Define $t = -\exp(-\mu\varepsilon)$, so that $dt = \mu \exp(-\mu\varepsilon) d\varepsilon$:

$$P_n(i) = e^{-\mu V_{in}} e^{V_{in}} G_i(e^V) \frac{1}{\mu} \int_{t=-\infty}^0 \exp\left(te^{-\mu V_{in}} G(e^V)\right) dt,$$

which simplifies to

$$P_n(i) = \frac{e^{V_{in}} G_i(e^V)}{\mu G(e^V)}.$$

MEV: choice model

Choice probability

$$P_n(i) = \frac{e^{V_{in}} G_i(e^V)}{\mu G(e^V)}.$$

From Euler's theorem:

$$P_n(i) = \frac{e^{V_{in}} G_i(e^V)}{\sum_j e^{V_{jn}} G_j(e^V)}.$$

Logit-like form:

$$P_n(i) = \frac{e^{V_{in} + \log G_i(e^V)}}{\sum_j e^{V_{jn} + \log G_j(e^V)}}.$$

MEV: choice model

The multivariate extreme value model:

$$P_n(i) = \frac{e^{V_{in} + \log G_i(e^V)}}{\sum_j e^{V_{jn} + \log G_j(e^V)}}.$$

where $G_i = \partial G / \partial y_i$, and G verifies

- (i) the limit property: $G(y_{1n}, \dots, +\infty, \dots, y_{J_n n}) = +\infty$.
- (ii) the strong alternating sign property: for any set of \hat{J}_n distinct indices $i_1, \dots, i_{\hat{J}_n}$,

$$(-1)^{\hat{J}_n - 1} G_{i_1, \dots, i_{\hat{J}_n}} \geq 0.$$

- (iii) the homogeneity property:

$$G(\alpha y) = \alpha^\mu G(y), \quad \forall \alpha > 0 \text{ and } y \in \mathbb{R}_+^{J_n}.$$

MEV: choice model

Probability generating function

A function G , which is μ homogeneous, that verifies the MEV properties is called a μ -MEV function.

Expected maximum utility

$$E[\max_{j \in \mathcal{C}_n} U_{jn}] = \frac{1}{\mu} (\log G(e^{V_{1n}}, \dots, e^{V_{Jn}}) + \gamma),$$

where γ is Euler's constant

Euler's constant

$$\gamma = - \int_0^{+\infty} e^{-x} \ln x \, dx \approx 0.5772.$$

MEV vs GEV

McFadden (1978)

MEV is called “General Extreme Value model” (GEV)

Jenkinson (1955)

a Generalized Extreme Value distribution (Jenkinson, 1955) is a univariate distribution with CDF

$$F_X(x) = \begin{cases} e^{-(1+\xi((x-\mu)/\sigma))^{-1/\xi}} & -\infty < x \leq \mu - \sigma/\xi & \text{for } \xi < 0 \\ \mu - \sigma/\xi \leq x < \infty & \text{for } \xi > 0 \\ e^{-e^{-(x-\mu)/\sigma}} & -\infty < x < \infty & \text{for } \xi = 0 \end{cases}$$

$\xi = 0$ Type 1 EV distribution

$\xi > 0$ Type 2 EV distribution

$\xi < 0$ Type 3 EV distribution

Distribution of the utility functions

$$U_n = (U_{1n}, \dots, U_{J_n n}) = (V_{1n} + \varepsilon_{1n}, \dots, V_{J_n n} + \varepsilon_{J_n n})$$

CDF

$$F_{U_n}(\xi_1, \dots, \xi_{J_n}) = \Pr(U_n \leq \xi_n) = e^{-G(e^{V_{1n} - \xi_1}, \dots, e^{V_{J_n n} - \xi_{J_n}})}.$$

Marginal distributions: extreme value

- Mean: $V_{jn} + \frac{\log G(0, \dots, 1, \dots, 0) + \gamma}{\mu}$
- Variance: $\pi^2/6\mu^2$, for each j

Variance-covariance matrix

$$\begin{aligned} \text{Cov}(\varepsilon_{in}, \varepsilon_{jn}) &= E[\varepsilon_{in}\varepsilon_{jn}] - E[\varepsilon_{in}] E[\varepsilon_{jn}] \\ &= \int_{-\infty}^{+\infty} \int_{-\infty}^{+\infty} \xi_i \xi_j \frac{\partial^2 F_{\varepsilon_n}(\xi_i, \xi_j)}{\partial \xi_i \partial \xi_j} d\xi_i d\xi_j - \gamma^2, \end{aligned}$$

where $E[\varepsilon_{in}] = \gamma$, $F_{\varepsilon_n}(\xi_i, \xi_j) = F_{\varepsilon_n}(\dots, +\infty, \xi_i, +\infty, \dots, +\infty, \xi_j, +\infty, \dots)$ is the bivariate marginal cumulative distribution, and

$$\frac{\partial^2 F_{\varepsilon_{in}, \varepsilon_{jn}}(\xi_i, \xi_j)}{\partial \xi_i \partial \xi_j} = F_{\varepsilon_{in}, \varepsilon_{jn}}(\xi_i, \xi_j) e^{-\xi_i} e^{-\xi_j} (G_i^{ij} G_j^{ij} - G_{ij}^{ij})$$

where

$$G_i^{ij} = \frac{\partial G(\dots, 0, e^{-\xi_i}, 0, \dots, 0, e^{-\xi_j}, 0, \dots)}{\partial y_i}$$

and

$$G_{ij}^{ij} = \frac{\partial^2 G(\dots, 0, e^{-\xi_i}, 0, \dots, 0, e^{-\xi_j}, 0, \dots)}{\partial y_i \partial y_j}.$$

Outline

- 1 Introduction
- 2 Multivariate Extreme Value distribution
- 3 MEV model
- 4 Examples of MEV models**
- 5 Cross nested logit model
- 6 Network MEV model

MEV models

Example: $G(y) = \sum_{i=1}^J y_i^\mu, \mu > 0$

$$\textcircled{1} \quad G(\alpha y) = \sum_{i=1}^J (\alpha y_i)^\mu = \alpha^\mu \sum_{i=1}^J y_i^\mu = \alpha^\mu G(y)$$

$$\textcircled{2} \quad \lim_{y_i \rightarrow +\infty} G(y) = +\infty, \quad i = 1, \dots, J$$

$$\textcircled{3} \quad \frac{\partial G}{\partial y_i} = \mu y_i^{\mu-1} \quad \text{and} \quad \frac{\partial^2 G}{\partial y_i \partial y_j} = 0$$

G complies with the theory

MEV models

Example: $G(y) = \sum_{i=1}^J y_i^\mu, \mu > 0$

$$\begin{aligned} F(\varepsilon_1, \dots, \varepsilon_J) &= e^{-G(e^{-\varepsilon_1}, \dots, e^{-\varepsilon_J})} \\ &= e^{-\sum_{i=1}^J e^{-\mu\varepsilon_i}} \\ &= \prod_{i=1}^J e^{-e^{-\mu\varepsilon_i}} \end{aligned}$$

Product of i.i.d EV

Logit Model

MEV models

Example: $G(e^{V_1}, \dots, e^{V_J}) = \sum_{i=1}^J e^{\mu V_i}$, $\mu > 0$

$$P(i) = \frac{e^{V_i + \ln G_i(e^{V_1}, \dots, e^{V_J})}}{\sum_{j \in C} e^{V_j + \ln G_j(e^{V_1}, \dots, e^{V_J})}} \text{ with } G_i(x) = \mu x_i^{\mu-1}$$

$$\begin{aligned} e^{V_i + \ln G_i(e^{V_1}, \dots, e^{V_J})} &= e^{V_i + \ln \mu + (\mu-1) \ln e^{V_i}} \\ &= e^{\ln \mu + \mu V_i} \end{aligned}$$

$$P(i) = \frac{e^{\ln \mu + \mu V_i}}{\sum_{j \in C} e^{\ln \mu + \mu V_j}} = \frac{e^{\mu V_i}}{\sum_{j \in C} e^{\mu V_j}}$$

MEV models

Example: $G(e^{V_1}, \dots, e^{V_J}) = \sum_{i=1}^J e^{\mu V_i}, \mu > 0$

$$E[\max_{j \in \mathcal{C}_n} U_{jn}] = \frac{1}{\mu} (\ln G(e^{V_1}, \dots, e^{V_J}) + \gamma)$$

$$= \frac{1}{\mu} \ln \sum_{i=1}^J e^{\mu V_i} + \frac{\gamma}{\mu}$$

MEV models

Example: Nested logit

$$G(y) = \sum_{m=1}^M \left(\sum_{i=1}^{J_m} y_i^{\mu_m} \right)^{\frac{\mu}{\mu_m}}$$

with $\mu > 0$, $\mu_m > 0$.

Homogeneity

$$G(\alpha y) = \sum_{m=1}^M \left(\sum_{i=1}^{J_m} (\alpha y_i)^{\mu_m} \right)^{\frac{\mu}{\mu_m}} = \alpha^\mu \sum_{m=1}^M \left(\sum_{i=1}^{J_m} y_i^{\mu_m} \right)^{\frac{\mu}{\mu_m}}$$

Limit property

$$\lim_{y_i \rightarrow +\infty} G(y) = +\infty, i = 1, \dots, J$$

MEV models

Example: Nested logit

$$G(y) = \sum_{m=1}^M \left(\sum_{i=1}^{J_m} y_i^{\mu_m} \right)^{\frac{\mu}{\mu_m}}$$

with $\mu > 0$, $\mu_m > 0$.

Strong alternating sign property

$$\frac{\partial G}{\partial y_i} = \frac{\mu}{\mu_m} \mu_m y_i^{\mu_m-1} \left(\sum_{i=1}^{J_m} y_i^{\mu_m} \right)^{\frac{\mu}{\mu_m}-1} \geq 0$$

If $\mu \leq \mu_m$, then

$$\frac{\partial^2 G}{\partial y_i \partial y_j} = \mu \mu_m y_i^{\mu_m-1} y_j^{\mu_m-1} \left(\frac{\mu}{\mu_m} - 1 \right) \left(\sum_{i=1}^{J_m} y_i^{\mu_m} \right)^{\frac{\mu}{\mu_m}-2} \leq 0$$

MEV models

So far, we have seen that

- the logit model is a MEV model,
- the nested logit model is also a MEV model:

$$G(y) = \sum_{m=1}^M \left(\sum_{i=1}^{J_m} y_i^{\mu_m} \right)^{\frac{\mu}{\mu_m}}$$

- If $\frac{\mu}{\mu_m} \leq 1$, then G complies with the theory
- Are there other such models?

Outline

- 1 Introduction
- 2 Multivariate Extreme Value distribution
- 3 MEV model
- 4 Examples of MEV models
- 5 Cross nested logit model**
- 6 Network MEV model

Cross-Nested logit model

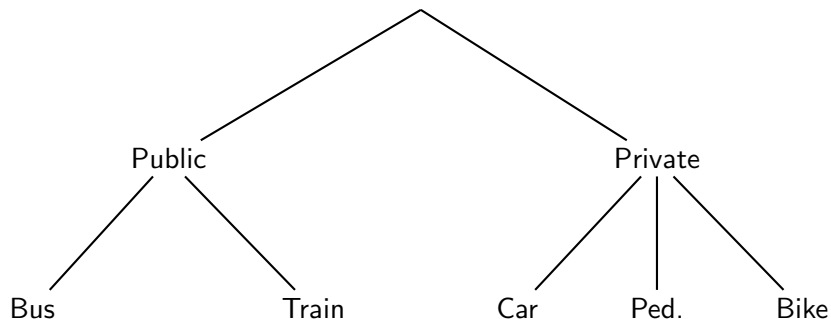
Probability generating function

$$G(y_1, \dots, y_J) = \sum_{m=1}^M \left(\sum_j (\alpha_{jm}^{1/\mu} y_j)^{\mu_m} \right)^{\frac{\mu}{\mu_m}},$$

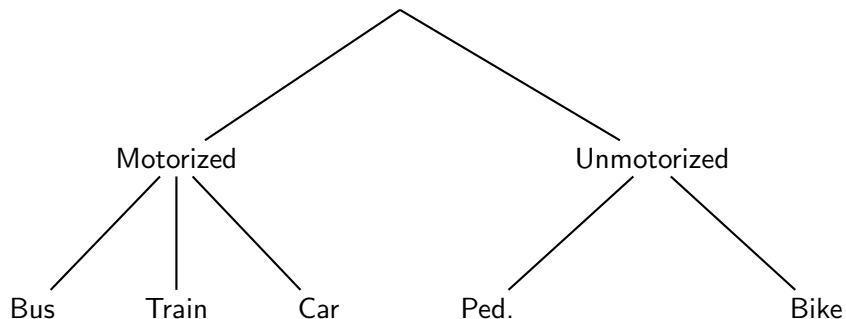
with $\frac{\mu}{\mu_m} \leq 1$, $\alpha_{jm} \geq 0$, and $\forall j, \exists m$ s.t. $\alpha_{jm} > 0$

Generalization of the nested-logit model

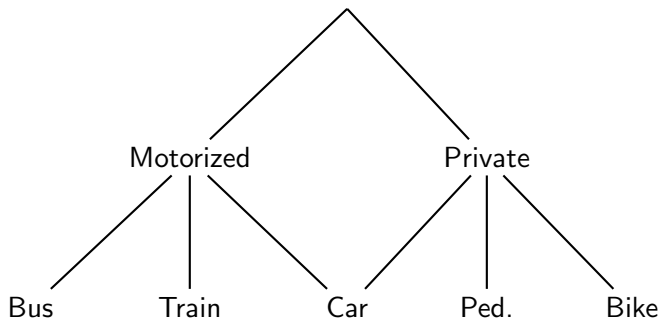
Nested Logit Model



Nested Logit Model



Cross Nested Logit Model



Cross-Nested Logit Model

Choice model

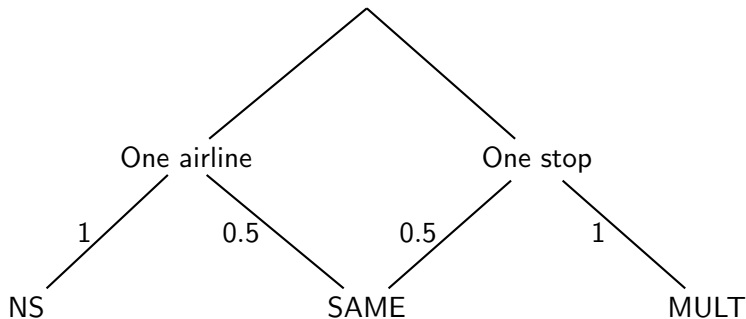
$$P(i|\mathcal{C}) = \sum_{m=1}^M \frac{\left(\sum_{j \in \mathcal{C}} \alpha_{jm}^{\mu_m/\mu} e^{\mu_m V_j} \right)^{\frac{\mu}{\mu_m}}}{\sum_{n=1}^M \left(\sum_{j \in \mathcal{C}} \alpha_{jn}^{\mu_n/\mu} e^{\mu_n V_j} \right)^{\frac{\mu}{\mu_n}}} \frac{\alpha_{im}^{\mu_m/\mu} e^{\mu_m V_i}}{\sum_{j \in \mathcal{C}} \alpha_{jm}^{\mu_m/\mu} e^{\mu_m V_j}}.$$

which can nicely be interpreted as

$$P(i|\mathcal{C}) = \sum_m P(m|\mathcal{C})P(i|m).$$

Airline itinerary choice example

Cross-nested logit



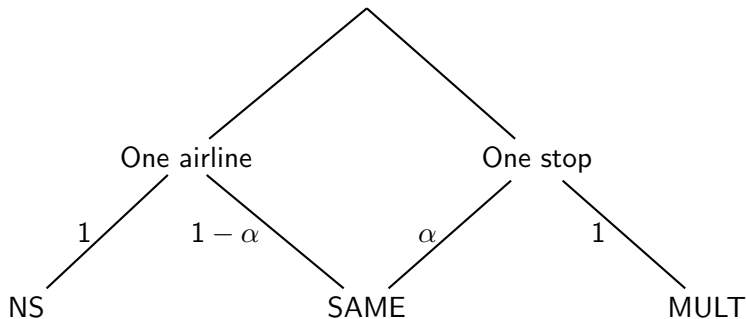
Airline itinerary choice example

Parameter number	Description	Coeff. estimate	Asympt. std. error	t-stat	p-value
1	One stop–same airline dummy	-0.674	0.185	-3.64	0.00
2	One stop–multiple airlines	-1.10	0.175	-6.29	0.00
3	Round trip fare (\$100)	-1.55	0.170	-9.10	0.00
4	Elapsed time (0–2 hours)	-0.783	0.210	-3.72	0.00
5	Elapsed time (2–8 hours)	-0.177	0.0627	-2.82	0.00
6	Elapsed time (> 8 hours)	-0.832	0.274	-3.03	0.00
7	Leg room (inches), if male (non stop)	0.0904	0.0305	2.97	0.00
8	Leg room (inches), if female (non stop)	0.174	0.0302	5.77	0.00
9	Leg room (inches), if male (one stop)	0.0998	0.0227	4.40	0.00
10	Leg room (inches), if female (one stop)	0.0640	0.0200	3.20	0.00
11	Being early (hours)	-0.128	0.0175	-7.30	0.00
12	Being late (hours)	-0.0747	0.0154	-4.86	0.00
13	More than two air trips per year (one stop–same airline)	-0.241	0.120	-2.01	0.04
14	More than two air trips per year (one stop–multiple airlines)	-0.0964	0.132	-0.73	0.47
15	Round trip fare / income (\$100/\$1000)	-17.9	7.68	-2.34	0.02
16	μ One airline	1.11	0.122	0.86 ¹	0.39
17	μ One stop	2.38	0.392	3.51 ¹	0.00

¹t-test against 1

Airline itinerary choice example

Cross-nested logit: estimate α



Airline itinerary choice example

Invalid estimation results

- μ parameter for “One airline” = 0.785.
- Should be greater or equal to 1.0.
- We reject the model.
- We constrain the μ parameter to 1.0.

Airline itinerary choice example

Parameter number	Description	Coeff. estimate	Asympt. std. error	t-stat	p-value
1	One stop, same airline dummy	-0.703	0.165	-4.27	0.00
2	One stop, multiple airlines	-0.975	0.172	-5.67	0.00
3	Travel time (hours) (0–2 hours)	-0.806	0.214	-3.76	0.00
4	Travel time (hours) (2–8 hours)	-0.182	0.0593	-3.07	0.00
5	Travel time (hours) (≥ 8 hours)	-0.866	0.271	-3.20	0.00
6	Round trip fare (\$100) / Income (\$1000)	-18.8	7.53	-2.50	0.00
7	Round trip fare (\$100)	-1.54	0.150	-10.26	0.00
8	More than two air trips per year (one stop, same airline)	-0.244	0.123	-1.99	0.05
9	More than two air trips per year (one stop, multiple airlines)	-0.109	0.131	-0.83	0.41
10	Leg room (inches), if female (non-stop)	0.179	0.0296	6.06	0.00
11	Leg room (inches), if male (non-stop)	0.0918	0.0309	2.97	0.00
12	Leg room (inches), if female (one-stop)	0.0607	0.0187	3.24	0.00
13	Leg room (inches), if male (one-stop)	0.0952	0.0211	4.52	0.00
14	Being early (hours)	-0.127	0.0157	-8.10	0.00
15	Being late (hours)	-0.0711	0.0141	-5.03	0.00
16	μ One stop	2.19	0.320	3.72 ¹	0.00
17	α One stop / One stop, same airline	0.798	0.0889	8.98	0.00

¹t-test against 1

Airline itinerary choice example

Cross Nested logit

- Number of parameters: 17
- Final log likelihood: -1611.670

Nested logit

- Number of parameters: 16
- Final log likelihood: -1613.858
- Special case of the cross nested: $\alpha = 1$

Testing

- t -test: $\alpha = 1$ is rejected (test=2.27).
- Likelihood ratio: $-2(-1613.858 - (-1611.670)) = 4.32$
- Nested is rejected: $\chi^2_{1,0.05} = 3.84$.

Correlation matrix of the cross nested logit model

Bivariate marginal cumulative distribution

$$F_{\varepsilon_i, \varepsilon_j}(\xi_i, \xi_j) = \exp \left(- \sum_{m=1}^M \left((\alpha_{im}^{\frac{1}{\mu_m}} e^{-\xi_i})^{\mu_m} + (\alpha_{jm}^{\frac{1}{\mu_m}} e^{-\xi_j})^{\mu_m} \right)^{\frac{1}{\mu_m}} \right).$$

Correlation matrix

$$\Sigma_{\text{CNL}} = \begin{pmatrix} 1 & 0 & 0 \\ 0 & 1 & 0.695 \\ 0 & 0.695 & 1 \end{pmatrix}$$

Notes

- In this case, block diagonal structure, as the nested logit model.
- But it does not mean it is a nested logit model.
- Contrarily to probit models, MEV models are not characterized by the structure of their correlation matrix.

Outline

- 1 Introduction
- 2 Multivariate Extreme Value distribution
- 3 MEV model
- 4 Examples of MEV models
- 5 Cross nested logit model
- 6 Network MEV model**

Inheritance theorem

Context

- Choice set \mathcal{C} with J alternatives.
- M subsets of alternatives \mathcal{C}_m , $m = 1, \dots, M$.
- J_m is the number of alternatives in subset m .
- Let $G^m : \mathbb{R}_+^{J_m} \rightarrow \mathbb{R}$, $m = 1, \dots, M$ be a μ_m -MEV function on \mathcal{C}_m , for each m .

Theorem

$$G : \mathbb{R}_+^J \rightarrow \mathbb{R} : y \rightsquigarrow G(y) = \sum_{m=1}^M (\alpha_m G^m([y]_m))^{\frac{\mu}{\mu_m}}$$

is a μ -MEV function if $\alpha_m > 0$, $\mu > 0$ and $\mu_m \geq \mu$, $m = 1, \dots, M$, where $[y]_m$ denotes a vector of dimension J_m with entries y_i , where the indices i correspond to the elements in \mathcal{C}_m .

MEV models

Features

- Provide a great deal of flexibility
- Require significant imagination
- Require heavy proofs

Network MEV

Daly & Bierlaire (2006)

- Extension of the tree representation for nested logit
- Investigate new MEV models
- Provide the proof once for all

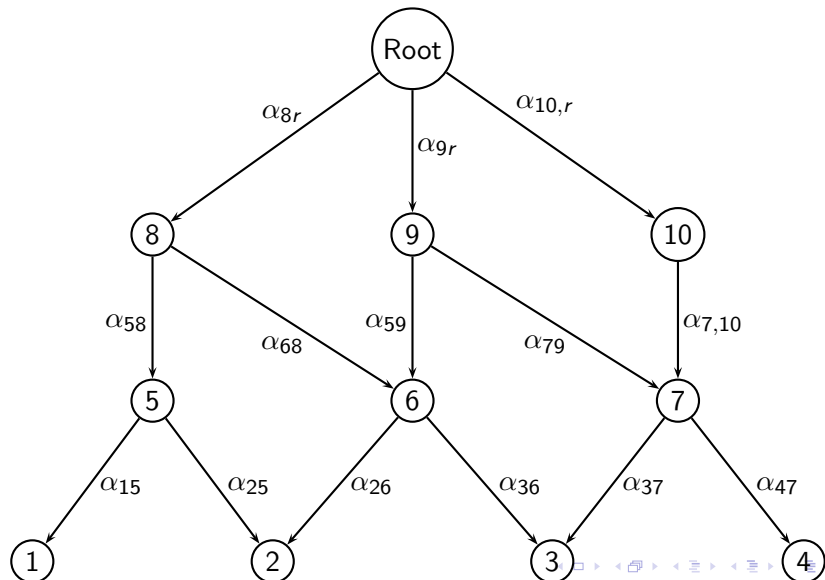
Network MEV

Network

- Consider a network with nodes i, j, k, \dots , and links connecting nodes.
- No circuit.
- One node without predecessor: root.
- J nodes without successor: alternatives.
- All other nodes are called: nests.
- Each nest m is associated with a nest parameter μ_m .
- The parameter associated with the root is μ . It cannot be identified and is normalized to 1.
- Each arc linking node m to node p is associated with a parameter α_{mp} , which captures the level of membership, in a similar way as the α parameters of the cross nested logit model.

Assumptions

Network MEV



Network MEV model

Choice model

- Recursively defined.
- Associate with each node a subset \mathcal{C}_m and a μ_m -MEV function G^m .

Alternative i

- Subset: $\mathcal{C}_i = \{i\}$.
- Normalize $\mu_i = 1$.
- 1-MEV function: $G^i : \mathbb{R} \rightarrow \mathbb{R} : G(y) = y$

Network MEV model

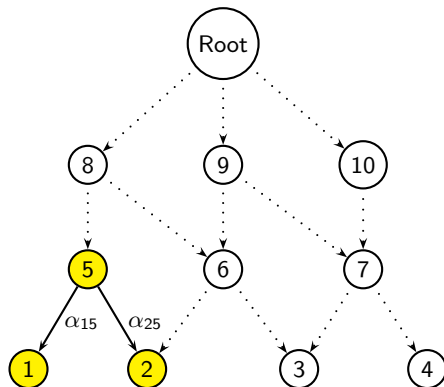
Nest m : list of successors I_m

- Subset: $\mathcal{C}_m = \bigcup_{p \in I_m} \mathcal{C}_p$.
- μ_m -MEV function:

$$G^m : \mathbb{R}^{|\mathcal{C}_m|} \rightarrow \mathbb{R} : G^m(y) = \sum_{p \in I_m} (\alpha_{pm} G^p(y))^{\frac{\mu_m}{\mu_p}} .$$

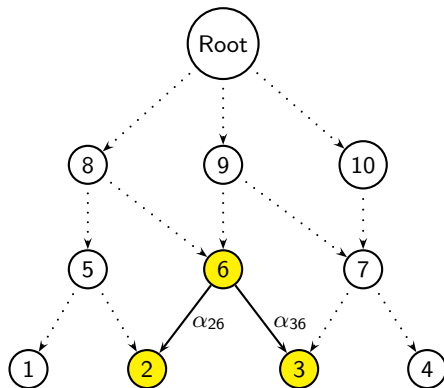
- Validity: inheritance theorem.

Illustrative example



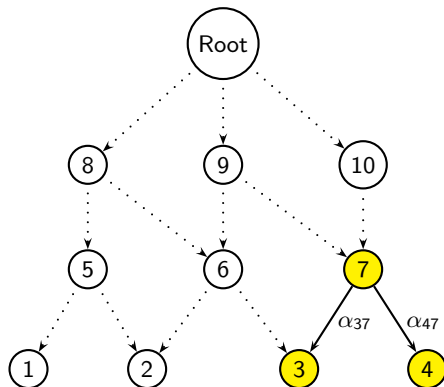
$$G^5(y_1, y_2) = (\alpha_{15}y_1)^{\mu_5} + (\alpha_{25}y_2)^{\mu_5}.$$

Illustrative example



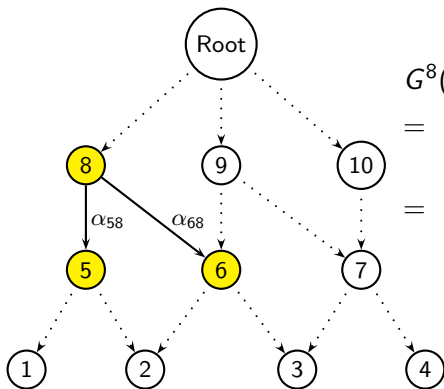
$$G^6(y_2, y_3) = (\alpha_{26}y_2)^{\mu_6} + (\alpha_{36}y_3)^{\mu_6},$$

Illustrative example



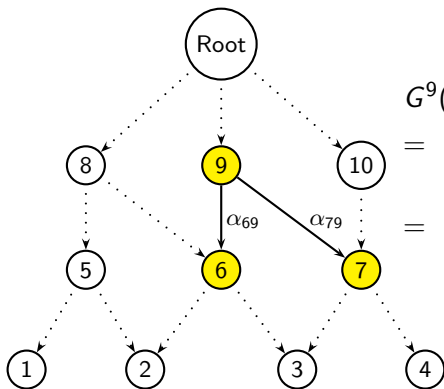
$$G^7(y_3, y_4) = (\alpha_{37}y_3)^{\mu_7} + (\alpha_{47}y_4)^{\mu_7}.$$

Illustrative example



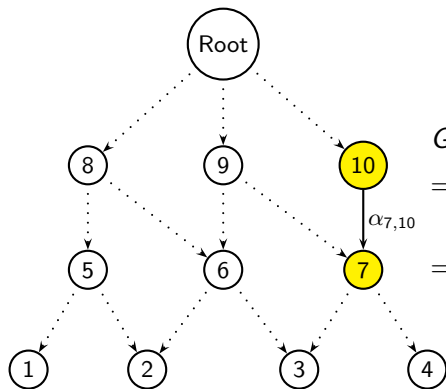
$$\begin{aligned}
 G^8(y_1, y_2, y_3) &= (\alpha_{58} G^5(y_1, y_2))^{\frac{\mu_8}{\mu_5}} + (\alpha_{68} G^6(y_2, y_3))^{\frac{\mu_8}{\mu_6}} \\
 &= (\alpha_{58} ((\alpha_{15} y_1)^{\mu_5} + (\alpha_{25} y_2)^{\mu_5}))^{\frac{\mu_8}{\mu_5}} \\
 &\quad + (\alpha_{68} ((\alpha_{26} y_2)^{\mu_6} + (\alpha_{36} y_3)^{\mu_6}))^{\frac{\mu_8}{\mu_6}}.
 \end{aligned}$$

Illustrative example



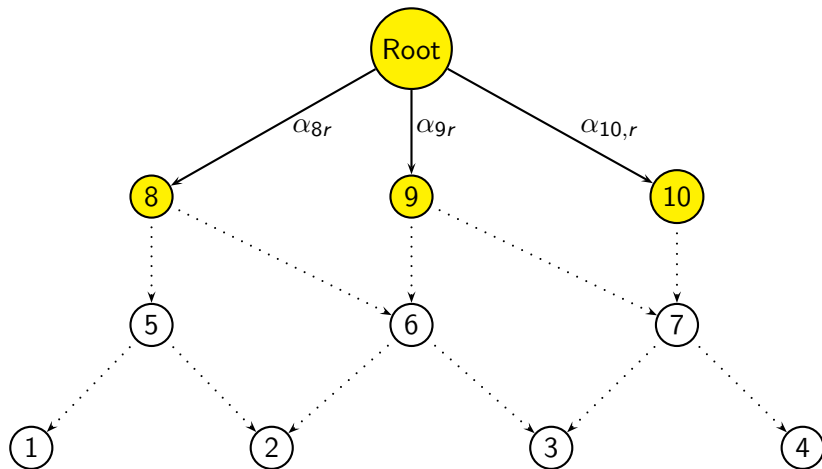
$$\begin{aligned}
 G^9(y_2, y_3, y_4) &= (\alpha_{69} G^6(y_2, y_3))^{\frac{\mu_9}{\mu_6}} + (\alpha_{79} G^7(y_3, y_4))^{\frac{\mu_9}{\mu_7}} \\
 &= (\alpha_{69} ((\alpha_{26} y_2)^{\mu_6} + (\alpha_{36} y_3)^{\mu_6}))^{\frac{\mu_9}{\mu_6}} \\
 &\quad + (\alpha_{79} ((\alpha_{37} y_3)^{\mu_7} + (\alpha_{47} y_4)^{\mu_7}))^{\frac{\mu_9}{\mu_7}}.
 \end{aligned}$$

Illustrative example



$$\begin{aligned}
 G^{10}(y_3, y_4) &= (\alpha_{7,10} G^7(y_3, y_4))^{\frac{\mu_{10}}{\mu_7}} \\
 &= (\alpha_{7,10} ((\alpha_{37} y_3)^{\mu_7} + (\alpha_{47} y_4)^{\mu_7}))^{\frac{\mu_{10}}{\mu_7}}.
 \end{aligned}$$

Illustrative example



Illustrative example

Complete model

$$G(y_1, y_2, y_3, y_4) = (\alpha_{8r} G^8(y_1, y_2, y_3))^{\frac{\mu}{\mu_8}} + (\alpha_{9r} G^9(y_2, y_3, y_4))^{\frac{\mu}{\mu_9}} + (\alpha_{10r} G^{10}(y_3, y_4))^{\frac{\mu}{\mu_{10}}},$$

that is

$$\begin{aligned} G(y_1, y_2, y_3, y_4) = & (\alpha_{8r} ((\alpha_{58} ((\alpha_{15} y_1)^{\mu_5} + (\alpha_{25} y_2)^{\mu_5}))^{\frac{\mu_8}{\mu_5}} + (\alpha_{68} ((\alpha_{26} y_2)^{\mu_6} + (\alpha_{36} y_3)^{\mu_6}))^{\frac{\mu_8}{\mu_6}}))^{\frac{\mu}{\mu_8}} \\ & + (\alpha_{9r} ((\alpha_{69} ((\alpha_{26} y_2)^{\mu_6} + (\alpha_{36} y_3)^{\mu_6}))^{\frac{\mu_9}{\mu_6}} + (\alpha_{79} ((\alpha_{37} y_3)^{\mu_7} + (\alpha_{47} y_4)^{\mu_7}))^{\frac{\mu_9}{\mu_7}}))^{\frac{\mu}{\mu_9}} \\ & + (\alpha_{10r} ((\alpha_{7,10} ((\alpha_{37} y_3)^{\mu_7} + (\alpha_{47} y_4)^{\mu_7}))^{\frac{\mu_{10}}{\mu_7}}))^{\frac{\mu}{\mu_{10}}}. \end{aligned}$$

Network MEV model

Comments

- Normalization of the parameters can be complicated depending on the network topology.
- In practice, tree structures should be kept simple.
- Typical applications: multiple level nested logit or cross-nested logit.